



KUSTOM KIT[®] **bargear[®]**
Serve in style

**HOSPITALITY
WEAR**
2011

HOSPITALITY WEAR COLLECTION

Bargear is a collection of stylish yet functional uniform tailored specifically for the hospitality sector and perfect for personalising with bar, restaurant or hotel logos.

Innovative styling, fashionable tailoring and stretch fabrics combine to create hospitality wear that has a contemporary look and gives unbeatable wearer comfort and performance.

Make sure your staff 'serve in style' with Bargear.

KUSTOM KIT
bargear[®]
Serve in style



CONTENTS

KK119 MEN'S BAR SHIRT TURN BACK CUFF	
KK739 WOMEN'S BAR SHIRT TURN BACK CUFF	4
<hr/>	
KK122 MEN'S BAR SHIRT MANDARIN COLLAR SHORT SLEEVE	
KK736 WOMEN'S BAR SHIRT MANDARIN COLLAR SHORT SLEEVE	6
<hr/>	
KK123 MEN'S BAR SHIRT MANDARIN COLLAR LONG SLEEVE	
KK740 WOMEN'S BAR SHIRT MANDARIN COLLAR LONG SLEEVE	7
<hr/>	
KK120 MEN'S BAR SHIRT SHORT SLEEVE	
KK735 WOMEN'S BAR SHIRT SHORT SLEEVE	8
<hr/>	
KK121 MEN'S BAR SHIRT LONG SLEEVE	
KK738 WOMEN'S BAR SHIRT LONG SLEEVE	11
<hr/>	
KK745 WOMEN'S BAR SHIRT 3/4 SLEEVE	
KK795 WOMEN'S BAR SHIRT CAP SLEEVE	12
<hr/>	
KK737 WOMEN'S BAR WAISTCOAT SHIRT	13
<hr/>	
KK511 MEN'S CAFE BAR TOP	
KK512 WOMEN'S CAFE BAR TOP	14
<hr/>	
KK513 BAR APRON SHORT	
KK514 BAR APRON LONG	17
<hr/>	
TECHNICAL INFORMATION	18
<hr/>	

BAR SHIRT

TURN BACK CUFF

KK119 MEN'S KK739 WOMEN'S

Fabric Content

57% cotton
40% polyester
3% Lycra

Fabric Weight

120gsm

Styling Points

- Mock turn back cuffs with epaulettes
- Stretch fabric for comfort
- Soft fused collar
- Shirt tail hem
- Spare button

Size Range

KK119

to fit S M L XL 2XL

KK739

to fit 8 10 12 14 16 18 20

see page 19 for full size specifications

Colours

black



STRETCH





BAR SHIRT

MANDARIN COLLAR SHORT SLEEVE

KK122 MEN'S KK736 WOMEN'S

Fabric Content

57% cotton
40% polyester
3% Lycra

Fabric Weight

120gsm

Styling Points

- Soft fused mandarin collar
- Stretch fabric for comfort
- Concealed placket
- Shirt tail hem
- Spare button

Size Range

KK122

to fit S M L XL 2XL

KK736

to fit 8 10 12 14 16 18 20

see page 19 for full size specifications

Colours

black



STRETCH



BAR SHIRT

MANDARIN COLLAR LONG SLEEVE

KK123 MEN'S KK740 WOMEN'S

Fabric Content

57% cotton
40% polyester
3% Lycra

Fabric Weight

120gsm

Styling Points

- Soft fused mandarin collar
- Stretch fabric for comfort
- Concealed placket
- Shirt tail hem
- Spare button

Size Range

KK123

to fit S M L XL 2XL

KK740

to fit 8 10 12 14 16 18 20

see page 19 for full size specifications

Colours

black



STRETCH



BAR SHIRT

SHORT SLEEVE

KK120 MEN'S KK735 WOMEN'S

Fabric Content

57% cotton
40% polyester
3% Lycra

Fabric Weight

120gsm

Styling Points

- Stretch fabric for comfort
- Concealed placket (KK735 only)
- Semi fitted (KK735 only)
- Soft fused collar
- Shirt tail hem
- Spare button

Size Range

KK120

to fit S M L XL 2XL

KK735

to fit 8 10 12 14 16 18 20

see page 19 for full size specifications

Colours

black, chocolate

STRETCH



HOTEL



A person in a dark suit is partially visible on the right side of the frame, holding a large, dark blue rectangular sign. The sign has the word 'RESERVED' printed in white, bold, sans-serif capital letters. The background is a blurred, modern interior with blue and white tones.

RESERVED

RESERVED

BAR SHIRT

LONG SLEEVE

KK121 MEN'S KK738 WOMEN'S

Fabric Content

57% cotton
40% polyester
3% Lycra

Fabric Weight

120gsm

Styling Points

- Stretch fabric for comfort
- Adjustable cuffs
- Soft fused collar
- Shirt tail hem
- Spare button

Size Range

KK121

to fit S M L XL 2XL

KK738

to fit 8 10 12 14 16 18 20

see page 19 for full size specifications

Colours

black

STRETCH



WOMEN'S BAR SHIRT

KK745 3/4 SLEEVE
KK795 CAP SLEEVE

Fabric Content

57% cotton
40% polyester
3% Lycra

Fabric Weight

120gsm

Styling Points

- Stretch fabric for comfort
- Open neck
- Soft fused collar
- Shirt tail hem
- Spare button

Size Range

to fit 8 10 12 14 16 18 20

see page 19 for full size specifications

Colours

black, white (KK795 only)

STRETCH



community reg. design
No.1027064-0004

BAR WAISTCOAT SHIRT

KK737

Fabric Content

57% cotton
40% polyester
3% Lycra

Fabric Weight

120gsm

Styling Points

- Adjustable belt with buckle fastening at back
- Stretch fabric for comfort
- Soft fused collar
- Two front pockets
- Spare button

Size Range

to fit 8 10 12 14 16 18

see page 19 for full size specifications

Colours

black

STRETCH



CAFE BAR TOP

KK511 MEN'S KK512 WOMEN'S

Fabric Content

95% cotton
5% elastane

Fabric Weight

200gsm

Styling Points

- Elastane fabric for enhanced fit
- Narrow high mitred V neck
- Shaped side seams
- Straight hem

Size Range

KK511

to fit S M L XL 2XL

KK512

to fit 8-10 12-14 16-18 20-22

see page 19 for full size specifications

Colours

black

STRETCH

board



BAR APRON

KK513 SHORT KK514 LONG

Fabric Content
100% cotton twill

Fabric Weight
280gsm

Styling Points

- Double pocket centre front
(KK513 with one zipped and one open pocket)
- Self fabric waist ties

Size Range
one size only

Colours
black



TECHNICAL INFORMATION

Ever wanted to know how to measure yourself correctly or what exactly is the best way to remove red wine from your favourite shirt? You'll find the answers to these questions and quite a few others right here...

CARING FOR YOUR BARGEAR GARMENTS

All you need to know (and perhaps a little bit more!) on how to preserve the look, feel, fit and wear of your Bargear garment.





GARMENT FIBRE PROPERTIES

Cotton:	Absorbent, strong, washes well with care.
Lycra® & Elastane:	High stretch recovery with good shape retention.
Polyester:	Durable, easy care, good shape retention.

WASHING

Always look for the garment care label and follow the washing instructions. Washing machines, powders and fabrics are specially manufactured to ensure that when washed at the right temperature your clothes will come out looking their best time after time.

The washtub symbol tells you the washing process to be used.

-  60° Washing Symbol Spin Cotton Cycle
-  60° Washing Symbol Spin Synthetic Cycle
-  40° Washing Symbol Spin Cotton Cycle
-  40° Washing Symbol Spin Synthetic Cycle


- Before washing, close all zips, undo buttons and flatten out collars and cuffs. Check pockets and linings for loose or sharp objects.
- Turn garments inside out to reduce abrasion so avoiding contamination by fibres from other garments during the washing cycle.
- Always read the label for correct washing temperature.
- Do not overload the washing machine.
- Always use the correct amount of detergent depending on how dirty the garments are.
- Check garments regularly for marks or stains and remove as soon as possible. See our Stain Removal guide.

DRYING

Always check the care label to see if a garment can be tumble dried. When tumble drying the following is recommended:

Garment Type	Drying Time
Cotton	50-100 minutes
Cotton Polyester	35-55 minutes
Heavy Synthetics	45-65 minutes
Light Synthetics	30-40 minutes





In cases where tumble drying is not appropriate, there will often be alternative drying methods suggested such as dry flat or drip dry.

-  Do not Tumble Dry
- Dry Flat - Re-shape Whilst Damp
- III Drip Dry

- Re-shape whilst damp, by gathering the hem in one hand, holding the shoulders in the other and pulling back into shape.
- When line drying shirts or jackets, always hang from the tail.
- When line drying knitted garments, always fold over the line and position pegs at the under arm.
- When line drying trousers or skirts, always hang from the waist.
- Do not leave clothes exposed to the sun after they have dried.
- Avoid drying garments on radiators or in intense heat as this could distort the shape.

IRONING

The iron symbols advise the optimum temperature at which to iron. The dots represent the recommended iron temperature - the more dots the hotter the iron.

-  Iron Symbol with one dot - up to 110° (Cool)
-  Iron Symbol with two dots - up to 150° (Warm)
-  Iron Symbol with three dots - up to 200° (Hot)
-  Do Not Iron Symbol Do not Iron/Steam treatment is not recommended

- Iron each garment on recommended setting as per the care label.
- Do not iron directly onto a printed logo. Always iron on the reverse.
- When ironing dark garments avoid 'iron shine' by either pressing on the inside of the fabric or through a damp cloth. This is not applicable if using a steam iron.
- Do not iron over buttons, try to press around them. If you do break one, an extra is included on the care label.

COMMON WASH PROBLEMS

Shrinkage:

The major factors contributing to shrinkage are heat and excessive agitation. Do not wash at too high a temperature. Always wash on the most appropriate cycle and follow the care instructions.

Pilling & Bobbling:

Abrasion and lack of regular washing cause fibre balls to appear on the surface of the fabric. Remove by carefully brushing or picking off.

Fading in Sunlight:

Sunlight can be very harmful to fabrics and the effects are irreversible. Reduce exposure to direct sunlight wherever possible. Colour Staining: Always wash similar colours together.

Never leave damp garments together for any length of time.

STAIN REMOVAL

Most stains can be removed by soaking in cold water as long as the fabric is washable, but as with all stains, prompt attention is important. Do not use hot water to rinse the stain as it may cause it to set. Place the stain to be removed over an absorbent cloth or wad of kitchen paper. In order to avoid a ring, first target the area around the stain and then work towards the centre, preventing it from spreading into the fabric.

Always test the removal method on a hidden part of the garment first to ensure that it does not harm the fabric.

Ball Point Pen:

Apply methylated spirit or glycerine sparingly and mop up any loose colour. Rub any remaining stain with detergent and wash as per the care label.

Blood, Gravy, Ice-cream, Egg, Chocolate:

Soak the stain in cold water and salt or in warm soapy water and then wash immediately as per the care label.

Coffee & Tea:

Soak up liquid with an absorbent cloth and sponge with warm water. Rinse with cold water and wash as per the care label.

Fat, Grease & Oils:

Remove as much of the deposit as possible and work in neat washing up liquid with fingers. Treat with warm water and then wash immediately as per the care label.

Make-up:

Do not rub the stain. Pat with talcum powder to soak up any grease and then work in neat washing up liquid with fingers before washing.

Perspiration:

Sponge with weak solution of water and vinegar then rinse. Launder as per the care label.

Beer & Spirits:

Rinse or soak the stain in luke warm water and then launder in heavy duty detergent as per the care label.

Wine:

White Wine - rinse the stain in warm water then soak in a warm detergent solution.

Red Wine - first soak the stained area immediately in white wine or soda water to remove the colour, then launder as per the care label.

MEASURING GUIDE - FOR HIM

UK sizes

to fit	chest (ins)	chest (cms)	collar (ins)	collar (cms)
S	36-38	92-97	14.5	37
	39	99	15	38
M	40	102	15.5	39-40
	41	104	16	41
L	42	107	16.5	42
	43	109	17	43
XL	44	112	17.5	44
	45	114	18	45-46
2XL	46-48	117-122	18.5	47

How you measure up:

CHEST Measure around the fullest part of the chest keeping the tape under the upper arms.

COLLAR Measure around the base of the neck whilst keeping one finger between the tape and the neck.

European sizes

to fit	size	chest (ins)	chest (cms)	collar (ins)	collar (cms)
S	46-48	36-38	92-97	14.5	37
	49	39	99	15	38
M	50	40	102	15.5	39-40
	51	41	104	16	41
L	52	42	107	16.5	42
	53	43	109	17	43
XL	54	44	112	17.5	44
	55	45	114	18	45-46
2XL	56-58	46-48	117-122	18.5	47

MEASURING GUIDE - FOR HER

UK sizes

to fit	size	bust (ins)
S	10	32
M	12	34
L	14	36
XL	16	38
2XL	18	40
3XL	20	42
4XL	22	44

European sizes

to fit	size	bust (cms)
S	36	81
M	38	86
L	40	91
XL	42	96
2XL	44	101
3XL	46	106
4XL	48	111

Dual size garments

to fit	size
S	8-10
M	12-14
L	16-18
XL	20-22

How you measure up:

BUST Measure around the fullest part of the bust keeping the tape under the upper arms.

TECHNICAL DEFINITIONS

ADJUSTABLE CUFFS

Dual buttoning on cuff giving optional fastening for extra comfort.

COMBED COTTON

Yarn is combed at the spinning stage in order to draw out dead fibres.

COMFORT FINISH CUFF SEAMS

Cuff seam is sewn flat for added comfort.

DOUBLE FOLDED SEAMS

The seam edge is folded twice sealing the seam and adding strength.

FITTED

A shaped fit both feminine and sleek enough to be worn under a jacket.

FUSED COLLAR

An interlining is fused into the collar to help retain its shape.

REINFORCED SHOULDER

Tape inserted into the seam giving extra strength.

SEMI FITTED

Garment features soft tailoring to the waist and hips for easy layering.

SIDE VENTS

Small opening at the base of side seam for a comfortable sporty look.

ETHICAL STATEMENT

Bargear adopts a rigorous selection process for garment manufacturers ensuring only those that are totally committed to exceeding our high ethical standards become appointed suppliers.

We recognise and honour our duty to protect the workforce used in the manufacture of Bargear garments. Each appointed manufacturer must conform to the following terms as a minimum requirement:

- Children must not be employed below the legal minimum age required by the law of the individual country.
- Employees are to be paid no less than the legal minimum wage as required by the law of the individual country.
- Working hours must not exceed those set out by local legislation and overtime must be voluntary.
- Maternity leave must be made available to all female employees.
- Good working conditions must prevail. The provision of adequate wash room facilities and a canteen are essential.
- Primary medical care must be provided on site.
- Living accommodation should be provided to staff where necessary.

To ensure continued compliance, our manufacturers are frequently inspected and reported upon by local independent agents.

As a further safeguard, unannounced inspections are regularly made by Bargear senior management.

Bargear is also dedicated to protecting the environment and purposely seeks out suppliers who take positive action to minimise both waste and the impact of their manufacturing processes on the surrounding environment.

